

1SS369 SILICON EPITAXIAL SCHOTTKY BARRIER DIODE

Features

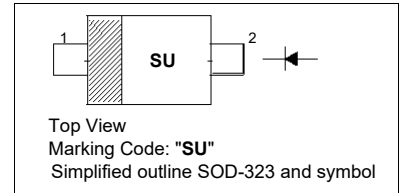
- Low forward voltage
- Low reverse current

Applications

- High Speed Switching

PINNING

PIN	DESCRIPTION
1	Cathode
2	Anode



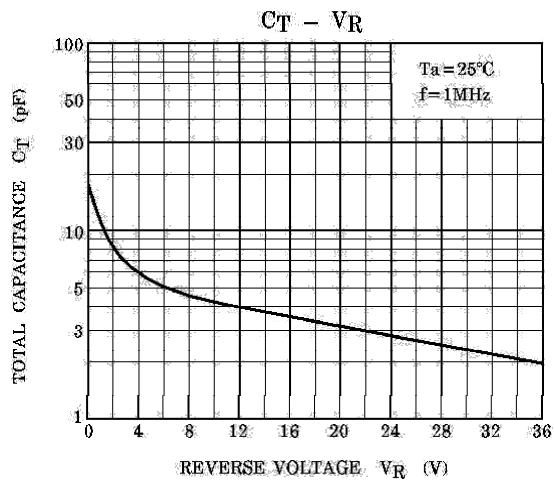
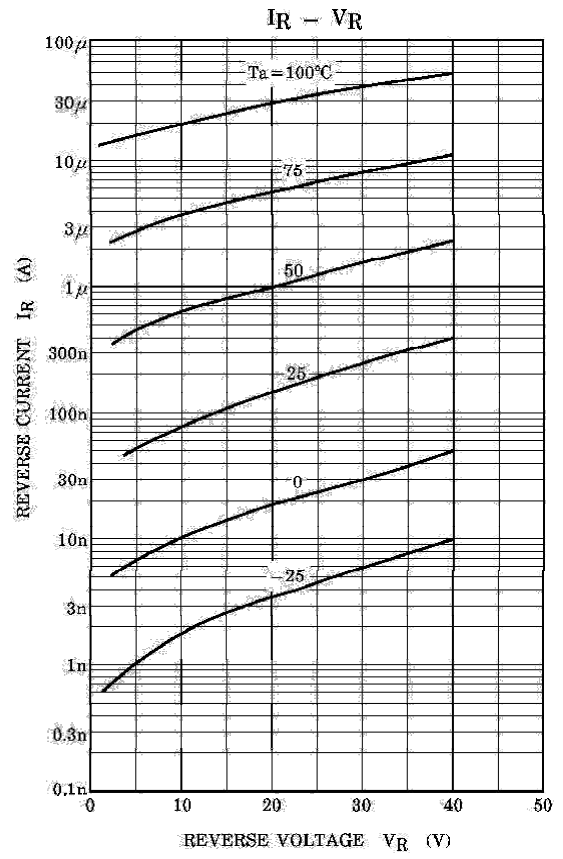
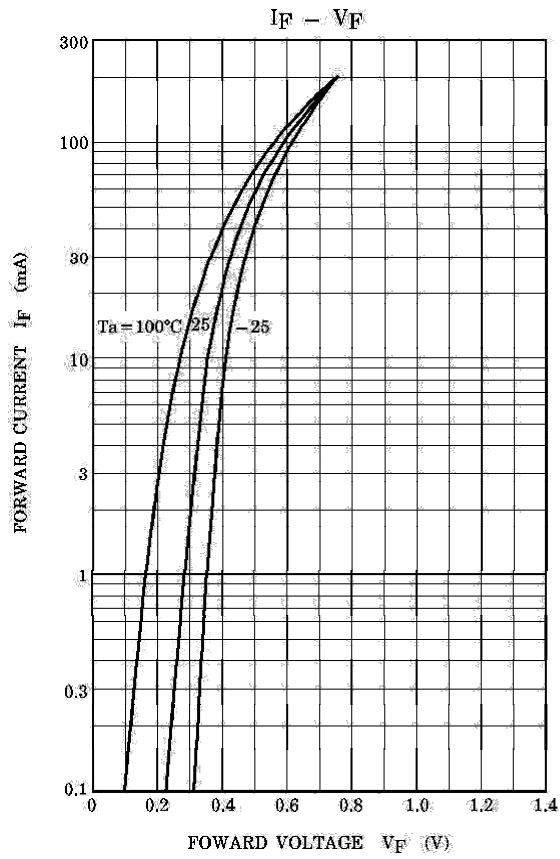
Absolute Maximum Ratings ($T_a = 25^\circ\text{C}$)

Parameter	Symbol	Value	Unit
Maximum (Peak) Reverse Voltage	V_{RM}	45	V
Reverse Voltage	V_R	40	V
Average Forward Current	I_O	100	mA
Maximum (Peak) Forward Current	I_{FM}	300	mA
Surge Forward Current (10 ms)	I_{FSM}	1	A
Power Dissipation	P_{tot}	150	mW
Junction Temperature	T_J	125	$^\circ\text{C}$
Operating Temperature Range	T_{opr}	- 40 to + 100	$^\circ\text{C}$
Storage Temperature Range	T_{stg}	- 55 to + 125	$^\circ\text{C}$

Characteristics at $T_a = 25^\circ\text{C}$

Parameter	Symbol	Max.	Unit
Forward Voltage at $I_F = 100\text{ mA}$	V_F	0.6	V
Reverse Current at $V_R = 40\text{ V}$	I_R	5	μA
Total Capacitance at $f = 1\text{ MHz}$	C_T	25	pF

Typical Characteristics



PACKAGE OUTLINE

Plastic surface mounted package; 2 leads

SOD-323

