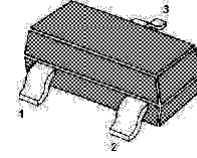
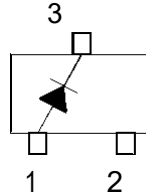


1SS294 SILICON EPITAXIAL PLANAR SCHOTTKY BARRIER DIODE**Features**

- Small surface mounting type
- Low reverse current
- Low forward voltage



Marking Code: "XM"
SOT-23 Plastic Package

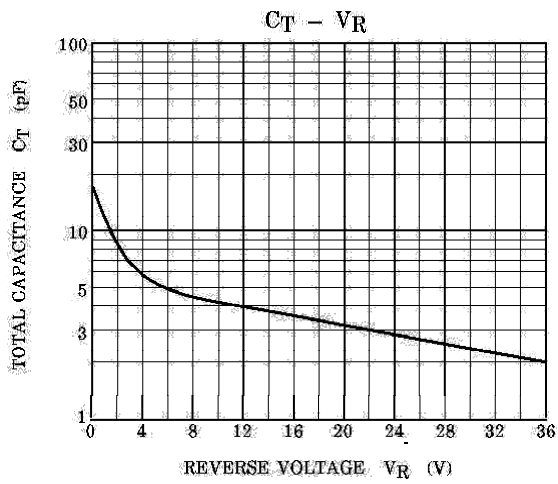
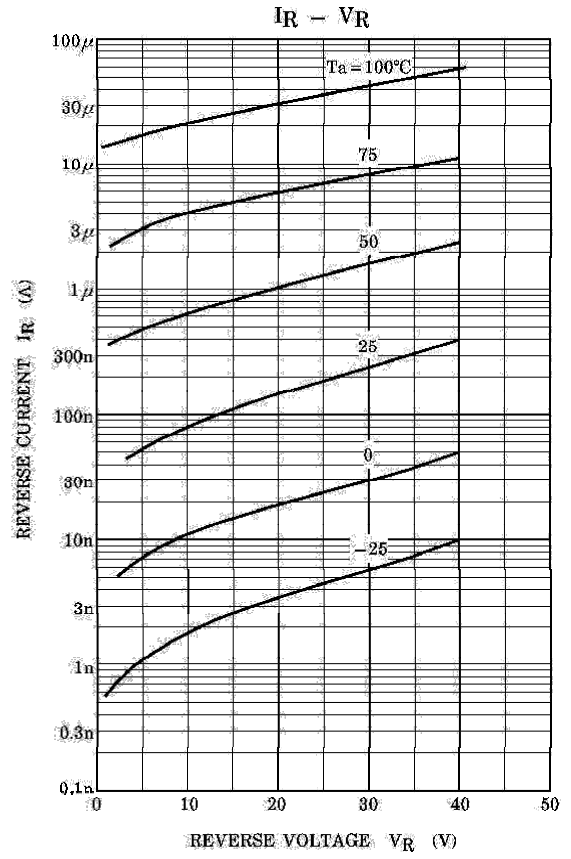
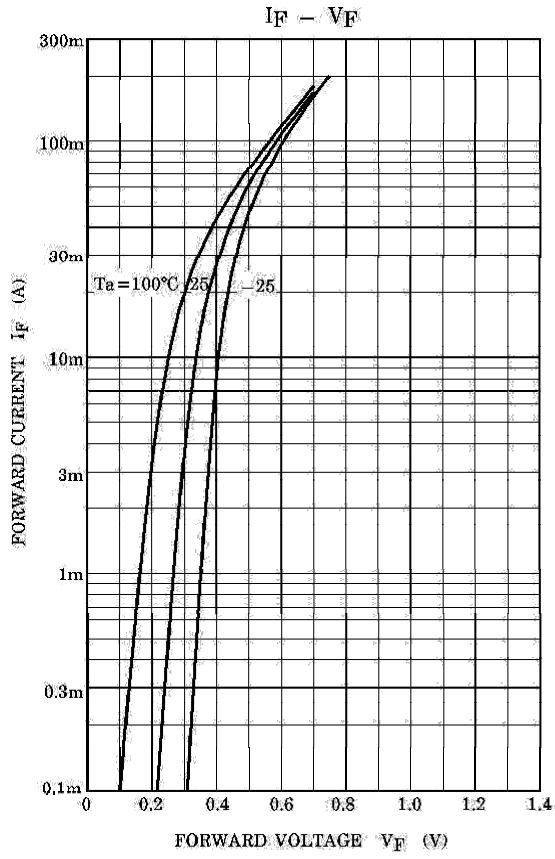
Absolute Maximum Ratings ($T_a = 25^\circ\text{C}$)

Parameter	Symbol	Value	Unit
Maximum Peak Reverse Voltage	V_{RM}	45	V
Reverse Voltage	V_R	40	V
Average Forward Current	I_O	100	mA
Maximum Peak Forward Current	I_{FM}	300	mA
Power Dissipation	P_D	150	mW
Junction Temperature	T_j	125	$^\circ\text{C}$
Storage Temperature Range	T_{stg}	- 55 to + 125	$^\circ\text{C}$

Characteristics at $T_a = 25^\circ\text{C}$

Parameter	Symbol	Max.	Unit
Forward Voltage at $I_F = 100\text{ mA}$	V_F	0.6	V
Reverse Current at $V_R = 40\text{ V}$	I_R	5	μA
Total Capacitance at $V_R = 0\text{ V}$, $f = 1\text{ MHz}$	C_T	25	pF

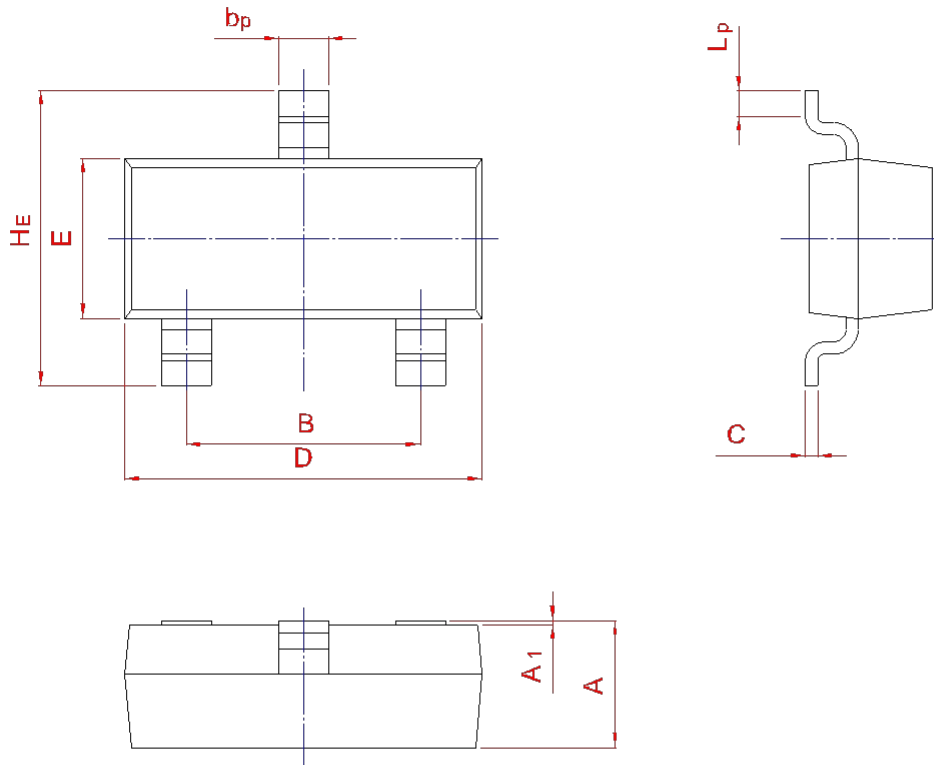
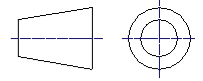
Typical Characteristics



PACKAGE OUTLINE

Plastic surface mounted package; 3 leads

SOT-23



UNIT	A	B	b _p	C	D	E	H _E	A ₁	L _p
mm	1.40	2.04	0.50	0.19	3.10	1.65	3.00	0.100	0.50
	0.95	1.78	0.35	0.08	2.70	1.20	2.20	0.013	0.20